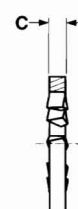
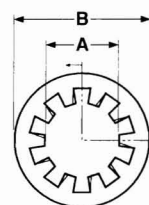


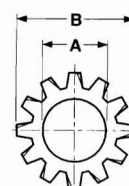
INTERNAL TOOTH LOCK WASHERS

Nominal Washer Size	A		B		C		
	Inside Diameter		Outside Diameter		Thickness		
	Min	Max	Max	Min	Max	Min	
No. 2	0.086	0.089	0.095	0.200	0.175	0.015	0.010
No. 4	0.112	0.115	0.123	0.270	0.255	0.019	0.015
No. 6	0.138	0.141	0.150	0.295	0.275	0.021	0.017
No. 8	0.164	0.168	0.176	0.340	0.325	0.023	0.018
No. 10	0.190	0.195	0.204	0.381	0.365	0.025	0.020
No. 12	0.216	0.221	0.231	0.410	0.394	0.025	0.020
1/4	0.250	0.256	0.267	0.478	0.460	0.028	0.023
5/16	0.312	0.320	0.332	0.610	0.594	0.034	0.028
3/8	0.375	0.384	0.398	0.692	0.670	0.040	0.032
7/16	0.438	0.448	0.464	0.789	0.740	0.040	0.032
1/2	0.500	0.512	0.530	0.900	0.867	0.045	0.037
5/8	0.625	0.640	0.663	1.071	1.045	0.050	0.042



EXTERNAL TOOTH LOCK WASHERS

Nominal Washer Size	A		B		C		
	Inside Diameter		Outside Diameter		Thickness		
	Min	Max	Max	Min	Max	Min	
No. 4	0.112	0.115	0.123	0.260	0.245	0.019	0.015
No. 6	0.138	0.141	0.150	0.320	0.305	0.022	0.016
No. 8	0.164	0.168	0.176	0.381	0.365	0.023	0.018
No. 10	0.190	0.195	0.204	0.410	0.395	0.025	0.020
No. 12	0.216	0.221	0.231	0.475	0.460	0.028	0.023
1/4	0.250	0.256	0.267	0.510	0.494	0.028	0.023
5/16	0.312	0.320	0.332	0.610	0.588	0.034	0.028
3/8	0.375	0.384	0.398	0.694	0.670	0.040	0.032
7/16	0.438	0.448	0.464	0.760	0.740	0.040	0.032
1/2	0.500	0.513	0.530	0.900	0.880	0.045	0.037
5/8	0.625	0.641	0.663	1.070	1.045	0.050	0.042



COMBINATION INTERNAL-EXTERNAL TOOTH LOCK WASHERS

Nominal Washer Size	A		B		C		
	Inside Diameter		Outside Diameter		Thickness		
	Max	Min	Max	Min	Max	Min	
6	0.138	0.150	0.141	0.510	0.495	0.028	0.023
8	0.164	0.176	0.168	0.506	0.494	0.028	0.023
8	0.164	0.176	0.168	0.610	0.580	0.034	0.028
10	0.190	0.204	0.195	0.610	0.580	0.034	0.028
1/4	0.250	0.267	0.256	0.760	0.725	0.040	0.032
5/16	0.312	0.332	0.320	0.900	0.865	0.040	0.032
3/8	0.375	0.398	0.384	0.985	0.965	0.045	0.037
7/16	0.438	0.464	0.448	1.070	1.045	0.050	0.042
1/2	0.500	0.530	0.512	1.260	1.220	0.055	0.047
5/8	0.625	0.663	0.640	1.410	1.380	0.060	0.052

